

# evolution®

[www.evolutionbuild.com](http://www.evolutionbuild.com)



evolution BUILD

**866-EVO-T00L**

**Evolution Professional**  
Full Range Catalog





Company Profile

Evolution is a **leader in the steel and fabrication industry**, offering industrial metal cutting products, metal drilling products and related accessories. With a **strong focus on customer service** and determination to achieve unmatched quality, Evolution offers the **highest product value** to a rapidly growing and changing market.

Evolution’s **United States headquarters** is based out of Davenport, Iowa, allowing centralized distribution for the entire North American customer base. **Worldwide locations** offer distribution in Europe, Asia, South America, Australia and Africa.

“**Innovation Defined**” is the company motto and Evolution achieves this by continuously improving existing products and adding new products to **effectively complement** Evolution’s current portfolio.

Quality Assurance & Warranty

All Evolution power tools are put through quality assurance testing and are **guaranteed to be free of defects in workmanship** or materials for three years from the date of purchase.

*Refer to Evolution’s instruction manuals for full details.*

All **warranty claims** must be submitted by the owner/user of the product and can only be evaluated and authorized by Evolution’s Service Department. **Claims can be made by calling 563-209-9173.**

Evaluation and warranty service is **guaranteed within two full business days** of receiving product. Saw blades, annular cutters, step drills and product accessories are not covered under the **three year limited warranty**.

Power Tool Repair Services

Evolution’s **full service repair department** is equipped to promptly handle service on all Evolution products.

- Upon approval of service estimate, Evolution guarantees product to be **repaired and shipped** in no more than 2 business days.

↓ **DOWNLOAD A  
FREE QR READER APP  
& SCAN THE QR CODE!**

Instantly **watch all our HD Videos** on your Smart Phone. Make sure the HD setting is turned on.

If you don’t have a Smart Phone, you can also watch all the videos online at **www.evolutionbuild.com**.



CONTENTS

Multipurpose Cutting

RAGEB - 7-1/4" Circular Saw	3
RAGE2 - 14" Chop Saw	4
RAGE4 - 7-1/4" Chop Saw	5
RAGE3 - 10" Miter Saw	6
RAGE3-DB - 10" Double Bevel Miter Saw	7
Our Blade Range	8-9
12" Electric Disc Cutter	10

Your RAGE Stories	11
-------------------	----



**RAGE-B**  
**7-1/4" MULTIPURPOSE  
CUTTING CIRCULAR SAW\***



**MULTIPURPOSE CUTTING -  
EASILY CUTS STEEL, ALUMINUM,  
WOOD (WITH NAILS) & PLASTIC  
USING ONE SAW AND ONE BLADE!**

- **Powerful 1200W motor** easily copes with the rigors of Multipurpose cutting.

- Ergonomic handle provides **ultimate cutting comfort** and control.



- RAGEBLADE cuts up to **165 feet of 1/4" steel"**.

- **Why would you buy a saw that only cuts wood**, when you can buy a RAGE-B Multipurpose saw?

- **approved.**

**Designed  
for cutting:  
80% WOOD  
20% STEEL**



**Advanced technology;  
out-performs angle grinders**

When cutting steel, the material has a workable finish. Virtually no heat, burrs or sparks are created, unlike inherently dangerous angle grinders (shown left).



**0-45° bevel tilt**

Easy-to-access 0-45° bevel tilt and adjustable depth of cut enhances the saw’s versatility. Plus, clear line of sight ensures accurate cuts every time.



**Don't forget...**

Evolution’s optional 7-1/4" Diamond Blade, available for cutting Stone, Concrete & Brick. With this accessory, the RAGE-B® is the complete cutting package!

\*Important notice: Always use supplied safety equipment when operating. \*\*Evolution’s internal test data.

**CALL 866-EVO-TOOL OR VISIT EVOLUTIONBUILD.COM**



Technical Specifications

Motor (120v ~ 60Hz)	1200W
Amps	10.5
Horsepower	1.6
RPM (No Load)	3900
Recommended Maximum Duty Cycle	30mins
Sound Pressure Level (Under Load)	96.6dB(A)
Vibration Level (Under Load)	4.8m/s²
Maximum Thickness Of Cut (Mild Steel Plate)	1/4"
Maximum Thickness Of Cut (Square Tube)	1/8"
Maximum Cutting Depth At 90°	2-1/4"
Maximum Cutting Depth At 45°	1-3/8"
Tool Weight	9lbs
Tool Dimensions (H x W x L)	10" x 10" x 13"
Shipping Weight	12lbs
Shipping Dimensions (H x W x L)	15" x 11" x 12"
UPC	849713039941
Part Number	RAGEB

Supplied With

**7-1/4" RAGE Multipurpose TCT Blade, Fence Guide, Blade Change Hex Key, Safety Goggles, Ear Plugs and Manual.**

7-1/4" Multipurpose Blades

Type	Teeth	Arbor	Kerf	Part Number
Multipurpose	20	20mm	.067"	RAGEBLADE
Diamond	0	20mm	.098"	185BLADEDMD







### Technical Specifications

Motor (120v ~ 60Hz)	1800W
<b>Amps</b>	<b>15</b>
Horsepower	2.4
<b>RPM (No Load)</b>	<b>1450</b>
Recommended Maximum Duty Cycle	30mins
<b>Sound Pressure Level (Under Load)</b>	<b>121dB(A)</b>
Maximum Thickness Of Cut	1/4"
<b>Maximum Cut 90° (Square)</b>	<b>4-3/4" x 4-3/4"</b>
Maximum Cut 90° (Rectangle)	4" x 8"
<b>Maximum Cut 90° (Round)</b>	<b>5-1/8"</b>
Maximum Cut 45° (Square)	3-1/2" x 3-1/2"
<b>Maximum Cut 45° (Rectangle)</b>	<b>3-1/8" x 4-3/8"</b>
Maximum Cut 45° (Round)	4-1/8"
<b>Tool Weight</b>	<b>45.5lbs</b>
Tool Dimensions (H x W x L)	25-1/4" x 13" x 23-9/16"
<b>Shipping Weight</b>	<b>55lbs</b>
Shipping Dimensions (H x W x L)	22-7/16" x 15-1/8" x 18-1/8"
<b>UPC</b>	<b>849713011305</b>
Part Number	RAGE2

### Supplied With

14" RAGE Multipurpose TCT Blade, V-Block, Speed Knob, Hex Wrench, Spare Carbon Brush Set, Safety Goggles, Ear Plugs and Manual.

### 14" Multipurpose Blades

Type	Teeth	Arbor	Kerf	Part Number
<b>Multipurpose</b>	<b>36</b>	<b>1"</b>	<b>.083"</b>	<b>RAGE355BLADE</b>
Diamond	0	1"	.118"	14BLADEDMD



## RAGE2

### 14" MULTIPURPOSE CUTTING CHOP SAW\*



### QUICKER, SAFER, MORE ACCURATE & ECONOMICAL THAN AN ABRASIVE SAW!

- Longer lasting: 1 Multipurpose cutting blade = 20 or more abrasive discs.
- 4 times faster cutting than abrasive saws.
- Cuts cleanly without excessive heat, burrs or the necessity of coolant.
- Supplied V-block for securely clamping pipe.

approved.




#### Heavy duty performance!

A 14" RAGE® Multipurpose blade can make 750 cuts before a replacement blade is required.\*\* Ideal for cutting steel plate, square tube, angle iron, pipe and tube.



#### Advanced technology; out-performs abrasive saws.

When cutting steel, the material has a workable finish. Virtually no heat, burrs or sparks are created, unlike inherently dangerous abrasive saws (shown left).



0-45°

#### Fast action swivel clamp enables cuts to be made from 0-45°.

High-torque gearbox reduces motor load and improves performance. A pull-out collection tray - makes it easy to dispose of metal chips.

\*Important notice: Always use supplied safety equipment when operating.  
\*\*Evolution's internal test conducted on mild steel 2" square tube - 1/4" wall cut in 'diamond' position.  
\*\*\*These results are dependent on many variables including material type, material size, feed pressure, etc.

CALL 866-EVO-TOOL OR VISIT [EVOLUTIONBUILD.COM](http://EVOLUTIONBUILD.COM)

## RAGE4

### 7-1/4" MULTIPURPOSE CUTTING CHOP SAW\*



### THE RAGE4 IS THE PERFECT TOOL FOR CUTTING THROUGH REBAR, BOLT TRIMMING & OTHER SMALLER APPLICATIONS.

- Utilizing patented professional RAGE® technology; easily cuts Steel, Aluminum, Wood (even wood with nails) & Plastic, using just one blade!
- RAGE4 produces a fast, ultra clean cut through mild steel, aluminum, brass, copper, wood, plastics and PVC.
- Easier to use than a hacksaw and far more portable than a chop saw.

• Compact and portable.

• approved.



#### Advanced technology; out-performs abrasive saws.

When cutting steel, the material has a workable finish. Virtually no heat, burrs or sparks are created, unlike inherently dangerous abrasive saws (shown left).



0°-45°

#### Fast action swivel clamp enables cuts to be made from 0-45°.

Designed exclusively for the contractor market, this incredible Multipurpose saw can save you time and energy.



#### High performance & time saving

No more need to waste time with a hacksaw! The RAGE4® leaves an instantly workable finish in a fraction of the time.

\*Important notice: Always use supplied safety equipment when operating.

CALL 866-EVO-TOOL OR VISIT [EVOLUTIONBUILD.COM](http://EVOLUTIONBUILD.COM)



### Technical Specifications

Motor (120v ~ 60Hz)	1250W
<b>Amps</b>	<b>10</b>
Horsepower	1.4
<b>RPM (No Load)</b>	<b>3500</b>
Recommended Maximum Duty Cycle	30mins
<b>Sound Pressure Level (Under Load)</b>	<b>100.8dB(A)</b>
Vibration Level (No Load)	1.42m/s²
<b>Maximum Thickness Of Cut (Mild Steel Plate)</b>	<b>1/4"</b>
Maximum Cut 90° (Square)	1-3/4" x 1-3/4"
<b>Maximum Cut 90° (Rectangle)</b>	<b>1-3/4" x 3-3/4"</b>
Maximum Cut 90° (Round)	2"
<b>Maximum Cut 45° (Square)</b>	<b>1-3/4" x 1-3/4"</b>
Maximum Cut 45° (Rectangle)	1-3/4" x 3"
<b>Tool Weight</b>	<b>19lbs</b>
Tool Dimensions (H x W x L)	14-3/4" x 9-3/4" x 19"
<b>Shipping Weight</b>	<b>24lbs</b>
Shipping Dimensions (H x W x L)	12" x 12" x 20"
<b>UPC</b>	<b>849713024619</b>
Part Number	RAGE4

### Supplied With

7 1/4" RAGE Multipurpose TCT Blade Goggles, Ear plugs, 3, 5, 6mm hex wrench, Brush set, Speed knob, Exhaust tube, Manual, and Protection clamping pad.

### 7-1/4" Multipurpose Blades

Type	Teeth	Arbor	Kerf	Part Number
<b>Multipurpose</b>	<b>40</b>	<b>20mm</b>	<b>.067"</b>	<b>RAGEBLADE</b>
Diamond	0	20mm	.098"	185BLADEDMD







### Technical Specifications


Motor (120v ~ 60Hz)	1800W (Soft Start)
Amps	15
Horsepower	2.5
RPM (No Load)	2500
Recommended Maximum Duty Cycle	30mins
Sound Pressure Level (Under Load)	98dB(A)
Vibration Level (Under Load)	3.05m/s <sup>2</sup>
Maximum Depth Of Cut (90° Bevel)	3"
Maximum Depth Of Cut (45° Bevel)	1-1/2"
Maximum Width Cut (90° Miter)	11-13/16"
Maximum Width Cut (45° Miter)	8-1/4"
Dust Port Diameter***	1-3/8"
Tool Weight	39lbs
Tool Dimensions (H x W x L)	25" x 20" x 30"
Shipping Weight	45lbs
Shipping Dimensions (H x W x L)	16" x 23" x 31"
UPC	849713011350
Part Number	RAGE3

### Supplied With

10" RAGE Multipurpose TCT Blade, (1) Vertical clamp, Exhaust port, Owners Manual, 5 and 6mm Hex wrench.

### 10" Multipurpose Blades

Type	Teeth	Arbor	Kerf	Part Number
Multipurpose	28	1"	.078"	RAGE255BLADE
Diamond	0	1"	.078"	10BLADEDMD



## RAGE3

10" MULTIPURPOSE  
COMPOUND SLIDING  
MITER SAW\*



MULTIPURPOSE CUTTING -  
EASILY CUTS STEEL, ALUMINUM,  
WOOD (WITH NAILS) & PLASTIC  
USING ONE SAW AND ONE BLADE!

- The RAGE3 will cut a compound miter through **steel square tube**!
- Cuts cleanly without excessive heat, burrs or the necessity of coolant.
- 10" RAGE blade can produce up to 750 cuts per blade in 2" mild steel box section".
- Laser guidance for optimum accuracy.
- Features a unique in-line handle and trigger switch, enabling **right or left handed use**.
- High quality construction.
- CS approved.
- Dual-sided inner-flange.\*\*\*\*




### Advanced technology; out-performs abrasive saws

When cutting steel, the material has a workable finish. Virtually no heat, burrs or sparks are created, unlike dangerous alternative methods (shown left).



### Perfect for long, angled cuts

Compound tilt and slide mechanism, for long angled cuts, offers a solution to almost all common applications.



### Optional 10" diamond blade

Transforms this miter saw into a sliding tile cutter; ideal for roof tiles!

\*Important notice: Always use supplied safety equipment when operating.  
\*\*Evolution's internal test data. \*\*\*Stepped power tool adapter may be required to connect to vacuum.  
\*\*\*\*Dual-sided inner-flange enables you to fit Evolution multipurpose blades with 1" arbor and by "reversing" the dual-sided inner-flange, you can also fit other saw blades with 5/8" arbor.

CALL 866-EVO-TOOL OR VISIT [EVOLUTIONBUILD.COM](http://EVOLUTIONBUILD.COM)


## RAGE3-DB

10" MULTIPURPOSE  
DOUBLE BEVEL COMPOUND  
SLIDING MITER SAW\*



THE RAGE3-DB IS THE ULTIMATE  
MITER SAW, COMBINING INNOVATIVE  
MULTIPURPOSE CUTTING TECHNOLOGY  
WITH DOUBLE BEVEL FUNCTIONALITY.

- 10" RAGE blade can produce up to 750 cuts per blade in 2" mild steel box section".
- No coolant required and produces virtually no sparks.
- Extendable fence guard for long workpieces.
- Laser guidance for optimum accuracy.
- Extra large base for stability.
- CS approved.



### Easy to use double bevel

Reduces time adjusting the workpiece, quickly and easily making angled cuts up to 45 degrees from both the left and right.



### Large slide mechanism

Offering an extended slide, the RAGE3DB can easily make cuts through common and oversized miter applications.



### Optional 10" diamond blade

Transforms this miter saw into a sliding tile cutter; ideal for roof tiles!

\*Important notice: Always use supplied safety equipment when operating.  
\*\*Evolution's internal test data. \*\*\*Stepped power tool adapter may be required to connect to vacuum.

CALL 866-EVO-TOOL OR VISIT [EVOLUTIONBUILD.COM](http://EVOLUTIONBUILD.COM)



### Technical Specifications

Motor (120v ~ 60Hz)	1800W (Soft Start)
Amps	15
Horsepower	2.5
RPM (No Load)	2500
Recommended Maximum Duty Cycle	30mins
Sound Pressure Level (Under Load)	94dB(A)
Vibration Level (Under Load)	3.05m/s <sup>2</sup>
Maximum Depth Of Cut (90° Bevel)	3"
Maximum Depth Of Cut (45° & -45° Bevel)	1-1/2"
Maximum Width Cut (90° Miter)	12-5/8"
Maximum Width Cut (45° & -45° Miter)	8-3/4"
Dust Port Diameter***	1-3/8"
Tool Weight	46.5lbs
Tool Dimensions (H x W x L)	25" x 24" x 33"
Shipping Weight	55lbs
Shipping Dimensions (H x W x L)	21-5/8" x 22-11/16" x 30-1/2"
UPC	849713028143
Part Number	RAGE3DB

### Supplied With

10" RAGE Multipurpose TCT Blade, Goggles, Earplugs, (1) Vertical clamp, Laser protector, Plug, Exhaust port, Owners manual, Extension supports, (2) Extra rubber feet, Depth stop, Dust bag and 6mm hex wrench.

### 10" Multipurpose Blades

Type	Teeth	Arbor	Kerf	Part Number
Multipurpose	28	1"	.078"	RAGE255BLADE
Diamond	0	1"	.078"	10BLADEDMD





# INDUSTRIAL SAW BLADES

## QUALITY & PERFORMANCE

EVOLUTION SAW BLADES ARE DESIGNED TO DELIVER MAXIMUM PERFORMANCE BY USING THE HIGHEST GRADE CARBIDE, HARDENED BLADE BODIES & ULTRA HIGH-GRADE BRAZING TECHNIQUES. ALL OFFER PREMIUM QUALITY - DESIGNED TO INCREASE PERFORMANCE!

**CUT COOLER:** When cutting metals, Evolution blades leave an instantly workable finish and **produce virtually no heat, burrs or sparks**. This allows the material cut to be handled quickly instead of having to wait for the metal to cool down, as required with abrasives.

**CUT FASTER:** Evolution blades **cut faster than traditional abrasive blade methods**. An Evolution mild steel blade can cut through 6" of 1/4" thick mild steel plate, in as little as 12 seconds\*.

**CUT LONGER:** Abrasive blades **wear down quickly**. This reduces both cut quality and cut capacity depth. It also increases the costly replacement of abrasives required to complete the job. **An Evolution mild steel blade can last as long as 20 or more abrasives\*** and maintain its quality and capacity throughout, saving time and money!

**CUT ACCURATELY:** Abrasive blades tend to flex and "walk" during a cut. Evolution blades are **designed for accuracy and precision**.

**CUT SAFETY:** Abrasive blades can **create excessive dust, fumes, smoke, fire** and can even explode. Evolution blades produce very few sparks, create little heat and are **an overall safer alternative to abrasives!**

Blade Type & Color	Application
Mild Steel	Material applications include: <i>square tube, angle iron, mild steel plate, pipe, tube and other ferrous metals.</i>
Thin Steel	Ideal for cutting ferrous metal under 1/8" in thickness. Material applications include: <i>sheet metal, metal roofing and electrical conduit.</i>
Stainless Steel	Material applications include: <i>square tube, angle iron, stainless steel plate, diamond plate, pipe and tube.</i>
Aluminum	Ideal for aluminum and other non-ferrous metals. Material applications include: <i>grating, extrusions, pipe and tube.</i>
Multipurpose	Designed for cutting multiple material applications without switching blades. Material applications include: <i>mild steel, aluminum, brass, copper, wood, wood with nails, plastics, PVC and plexiglass.</i>

\* Evolution's internal test data. Important notice: Always use supplied safety equipment when operating and follow cutting instructions provided in the operator's manuals.

Application	Color	Arbor	Kerf	Teeth	RPM	Part Number	UPC
-------------	-------	-------	------	-------	-----	-------------	-----

**5-3/8" (136mm) Blade** For use on: Makita BCS550, Milwaukee 2682-20.

Mild Steel	●	20mm	.063"	30	4200	5-3/8BLADEST	849713027818
------------	---	------	-------	----	------	--------------	--------------

**6-1/2" (165mm) Blade** For use on: Bosch CCS180K/1617K, Dewalt DC310K/DC390K, Makita BSS610, Milwaukee 2630-20/0730-20, Ridgid R3203.

Mild Steel	●	5/8"	.078"	40	4000	6-1/2BLADEST	849713033161
------------	---	------	-------	----	------	--------------	--------------

**7" (180mm) Blades** For use on: Evolution EVOSAW180HD | RAGE-B | RAGE4, Jancy MCSL07, Milwaukee 0740-20, MK Morse CSM7MB, Steelmax S7.

Mild Steel	●	20mm	.078"	36	3900	180BLADEST	849713000415
Thin Steel	●	20mm	.063"	68	3900	180BLADETS	849713021175
Stainless Steel	●	20mm	.070"	48	3900	180BLADESSN	849713030344
Aluminum	●	20mm	.078"	54	3900	180BLADEAL	849713000422
Wood	●	20mm	.063"	30	3900	180BLADEWD	849713000446

**7-1/4" (185mm) Blades** For use on: Evolution EVOSAW180HD | RAGE-B | RAGE4 Saws, Steelmax S7, Standard Circular Saws\*.

Mild Steel	●	20mm & 5/8"	.078"	40	3900	185BLADEST	849713016447
Stainless Steel	●	20mm	.070"	48	3900	185BLADESSN	849713036421
Multipurpose	●	20mm	.067"	20	3900	RAGEBLADE	849713011282
Diamond Masonry	●	20mm	.098"	0	8000	185BLADEDM	849713011602
Wood	●	20mm	.063	18	5800	185BLADEWD	849713016430
Mild Steel (Diamond K/O)*	●	5/8"	.078"	40	3900	7-1/4BLADEST	849713011473
Thin Steel (Diamond K/O)*	●	5/8"	.063"	68	3900	7-1/4BLADETS	849713036551
Wood (Diamond K/O)*	●	5/8"	.063"	24	5800	7-1/4BLADEWD	849713027832

\*Note: 20mm blade arbors can be reduced to fit 5/8" arbor on standard circular saws, using part number CSBUSH20M5/8.

Application	Color	Arbor	Kerf	Teeth	RPM	Part Number	UPC
-------------	-------	-------	------	-------	-----	-------------	-----

**7-1/2" (190mm) Blade**

Mild Steel	●	20mm	.078"	40	5800	7-1/2BLADEST	849713027856
------------	---	------	-------	----	------	--------------	--------------

**8" (200mm) Blades** For use on: Milwaukee 6370-20.

Mild Steel	●	5/8"	.078"	50	4000	8BLADEMS	849713011510
Stainless Steel	●	5/8"	.070"	54	4000	8BLADESSN	849713034953
Aluminum	●	5/8"	.094"	60	4000	8BLADEAL	849713053480

**8-1/4" (210mm) Blades** For use on: Dewalt DW484, Makita 5008MGA.

Mild Steel	●	1"	.078"	50	4000	8-1/4BLADEST	849713028150
Wood	●	1"	.094"	36	4000	8-1/4BLADEWD	849713022639
Diamond Tile	●	1"	.078"	0	4500	8-1/4BLADEDM	849713024848

**9" (230mm) Blades** For use on: Evolution EVOSAW230, MK Morse CSM9MB, Jancy MCSL09/MCSL09-2, Steelmax S9.

Mild Steel	●	1"	.078"	48	3000	230BLADEST	849713000453
Thin Steel	●	1"	.070"	68	3000	230BLADETS	849713027863
Stainless Steel	●	1"	.070"	60	3000	230BLADESSN	849713030351
Aluminum	●	1"	.094"	80	3000	230BLADEAL	849713000460
Multipurpose	●	1"	.078"	26	3000	RAGE230BLADE	849713044037
Wood	●	1"	.094"	40	3000	230BLADEWD	849713000484
Fiber Glass	●	1"	.083"	80	3000	230BLADEFG	849713028037

**10" (255mm) Blades** For use on: Evolution RAGE3 | RAGE3-DB.

Mild Steel	●	1" & 5/8"	.078"	52	3000	10BLADEST	849713011541
Stainless Steel	●	1"	.078"	66	3000	10BLADESSN	849713034960
Aluminum	●	1"	.094"	80	3000	10BLADEAL	849713053497
Multipurpose	●	1"	.078"	28	2750	RAGE255BLADE	849713011381
Diamond Tile	●	1"	.078"	0	4400	10BLADEDM	849713011633
Wood	●	1"	.094"	40	5200	10BLADEWD	849713016454

Note: 1" blade arbors can be reduced to fit 5/8" arbor on standard miter saws, using part number CSBUSH1"5/8.

**12" (305mm) Blades** For use on: Makita LC1230. Evolution 12" Electric Disc Cutter [Diamond Masonry only].

Mild Steel	●	1"	.083"	60	1600	12BLADEST	849713000491
Stainless Steel	●	1"	.083"	80	1600	12BLADESSN	849713030276
Aluminum	●	1"	.083"	80	1600	12BLADEAL	849713025012
Diamond Masonry	●	1"	.118"	0	5000	12BLADEDM	849713028112

**14" (355mm) Blades** For use on: Evolution EVOSAW380 | RAGE2, Dewalt DW872, Jancy MCCS14/MCCS14-2, Milwaukee 6190-20, MK Morse CSM14MB, Ridgid 614, Steelmax S14.

Mild Steel	●	1"	.094"	66	1600	14BLADEST	849713011527
Thin Steel	●	1"	.094"	90	1600	14BLADETS	849713021182
Stainless Steel	●	1"	.094"	90	1600	14BLADESSN	849713030269
Aluminum	●	1"	.094"	80	1600	14BLADEAL	849713000514
Multipurpose	●	1"	.083"	36	1600	RAGE355BLADE	849713011329
Diamond Masonry	●	1"	.118"	0	4400	14BLADEDM	849713011664
Wood	●	1"	.109"	60	1800	14BLADEWD	849713016478

**15" (380mm) Blade** For use on: Evolution EVOSAW380.

Mild Steel	●	1"	.094"	70	1600	15BLADEST	849713016461
------------	---	----	-------	----	------	-----------	--------------

Arbor Reducer Bushings

Converts arbor from 20mm to 5/8"	CSBUSH20M5/8	849713027948
Converts arbor from 1" to 5/8"	CSBUSH1"5/8	849713027931





## Technical Specifications

Motor (120v ~ 60Hz)	2400W
Amps	20
Horsepower	1.4
RPM (No Load)	5000
Recommended Maximum Duty Cycle	20mins
Sound Pressure Level (Under Load)	102.4dB(A)
Vibration Level (Under Load)	4.8m/s <sup>2</sup>
Maximum Depth Of Cut**	4"
Tool Weight	21lbs
Tool Dimensions (H x W x L)	18-1/4" x 22-11/16" x 10-1/2"
Shipping Weight	32lbs
Shipping Dimensions (H x W x L)	24-1/2" x 11-5/8" x 16-15/16"
UPC	849713028099
Part Number	DISCUT1

## Supplied With

12" Diamond Blade, Rubber cap (extraction port), 16mm Wrench, Manual and 22mm Blade flanges.

## 12" Diamond Blade

Type	Teeth	Arbor	Kerf	Part Number
Diamond	0	1"	.118"	12BLADEDM

# 12" ELECTRIC DISC CUTTER WITH DIAMOND BLADE\*



## EASILY CUTS CONCRETE, REINFORCED CONCRETE, STONE, BRICK, PAVING AND OTHER STONE.

- The **ergonomic soft-grip**, mid-position, front and rear support handles are ideally positioned to aid accurate cutting in both **horizontal and vertical modes**.
- Fully adjustable safety guard** allows for horizontal & vertical cutting.
- Lightweight and easy to maneuver compared to heavy gas powered units.
- Easy-to-use & maintenance free**; the ideal alternative to gas powered disc cutters.
- Spindle lock mechanism makes blade replacement **quick and simple**.
- approved.**



## Even cuts reinforced concrete

This Electric Disc Cutter makes easy work out of the hard to cut materials and easily cuts Concrete, even extremely tough Reinforced Concrete, Stone, Brick, Paving and other Stone materials.



## No harmful fumes

The 2400W hi-torque, heavy duty electric motor means no harmful fumes are emitted, making it ideal for work in enclosed areas and very easy-to-use. It's the ideal alternative to high maintenance, gas-powered disc cutters!



## 4" cutting depth\*\*

The included 12" blade has a maximum cutting depth of 4", achieved through progressive & incremental cutting.

\*Important notice: Always use supplied safety equipment when operating.  
\*\*Progressive / incremental cutting required to obtain maximum cutting depth.

CALL 866-EVO-TOOL OR VISIT [EVOLUTIONBUILD.COM](http://EVOLUTIONBUILD.COM)



"I had to replace rotting wood. My contractor would not even quote me! So I got the RAGE-B!"



"Accurately cut through heavy tropical hardwood."



"Job done! RAGE-B's still going strong & the blade's in great shape."

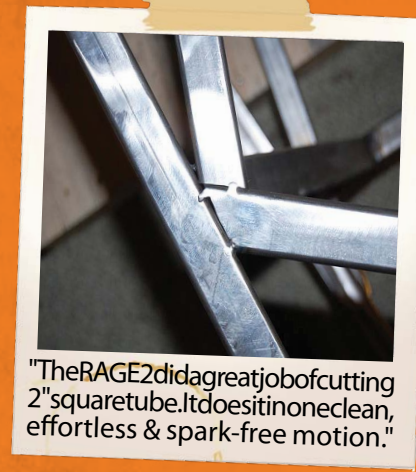
**Chad Evans**  
Builder

YOUR RAGE.  
YOUR STORY.

Submit your story online...  
**TO RECEIVE A FREE RAGE BLADE!**



"I wanted to build a kit car. Cutting metal is usually a real pain, until I was introduced to the RAGE2!"



"The RAGE2 did a great job of cutting 2" square tube. It does it in one clean, effortless & spark-free motion."



"I really was surprised that I didn't have to finish the cut off in any way."

**Matthew Richardson**  
MECHANIC

**CUT:** Mild Steel • Aluminum • Hardwood • Wood with Nails  
Plastics • Softwoods • Rebar • Copper • Composite Woods • Decking  
Laminate Flooring • PVC • Plexiglass • Plywood • Steel Grate  
Rubber Hose • Conduit • Unistrut • MDF • Cable Tray • I-Beams  
Diamond Plate • Steel Studs • Angle Iron • Corrugated Metal Fence  
Posts • Framing • Vinyl Siding • Flashing • Window Fittings



"The challenge was to replace 11 sets of bunk beds using plywood & the RAGE3!"



"The RAGE3 had the capacity & ability to successfully cut steel & wood, with the same blade."



"The frame is wood, plywood & the ladders are steel tube!"

**Steve Jenkins**  
MASTER CARPENTER

Need inspiration?  
See more stories online.





evolution BUILD

## PROFESSIONAL POWER TOOLS

Full Range Catalog



# INNOVATION DEFINED.

**Pioneering Multipurpose cut-  
ting.**

**CALL 866-EVO-TOOL**

Service & Warranty: 563-209-9173. Fax: 563-386-8010.  
Email: [evolutioninfo@evolutionpowertools.com](mailto:evolutioninfo@evolutionpowertools.com).

USA Headquarters: Evolution Power Tools, LLC, 8363 Research Drive, Davenport, IA 52806.

Important notice: Always use supplied safety equipment when operating. Catalogue version VS.

↑ DOWNLOAD A  
**FREE QR READER APP**  
& SCAN THE **QR CODE!**

Instantly **watch all our HD Videos**  
on your Smart Phone. Make sure  
the HD setting is turned on.

If you don't have a Smart Phone,  
you can also watch all the videos  
online at **[www.evolutionbuild.com](http://www.evolutionbuild.com)**.

**evolution**  
[www.evolutionbuild.com](http://www.evolutionbuild.com)